



Outline

Introduction - What is the Grid?

Grid Alphabet Soup

How does the Grid Operate?

Credential Authorities

Virtual Organizations

Why use the Grid?

What is FermiGrid?

How Can You Use the Grid?

Acceptable Use Policies

Use fermilab VO or create a new stand alone VO?

How to install the OSG Client Software

How to run a simple Grid job

How to access Grid storage

Near Future and Additional Resources



What Is The Grid?

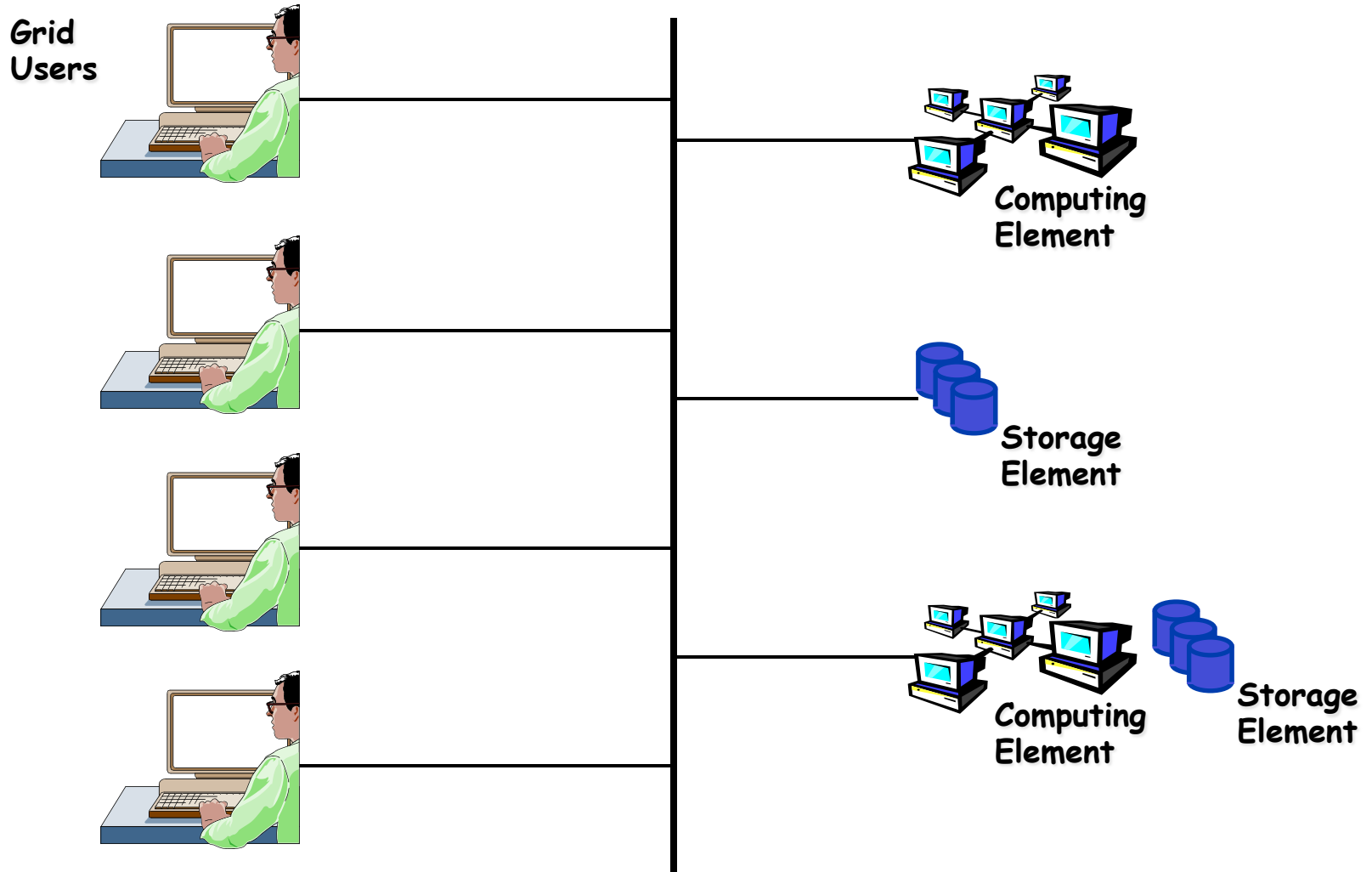
A Grid is a collection of loosely coupled computing and storage resources based on a common software stack - the Globus toolkit (aka Grid Middleware).

The compute and storage resources are offered to the grid by the resource providers (aka owners or stakeholders). Within the grid parlance, the resources are referred to as Compute Elements (CEs) or Storage Elements (SEs).

Collections of users, called Virtual Organizations (VOs) utilize the grid resources based on either:

- formal agreements between the resource providers and the VOs, or
- on an opportunistic basis, if the resource provider agrees to such use.

A (simplified) Diagram of the Grid



Is There Only One True Grid?

Certainly not!

At the present time, there are several Grids (here is a partial list):

OSG (The Open Science Grid)	http://www.opensciencegrid.org
LCG (The LHC Computing Grid)	http://www.cern.ch/lcg/
TeraGrid	http://www.teragrid.org
SURAGrid	http://www.sura.org/SURAGrid/

Some of these grids have interoperation agreements (such as OSG and LCG), others are in the process of developing formal interoperation agreements (such as OSG and TeraGrid).




FermiGrid

You Might Recognize Some Ingredients...

Note that within Grids, Resource Providers and Virtual Organizations can be the right and left hand of the same real organization.

The best way for a VO to gain opportunistic access to unused resources is to allow the Grid opportunistic access to the resources of the VO when the VO does not need them:

- The “*you scratch my back and I’ll scratch your back*” model,
- This model is good for grids, but bad for Illinois State government.



Globus - aka the Globus Toolkit:

- Pre Web Services (PWS)
- Web Services (WS)

VDT - The Virtual Data Toolkit:

- An organized collection of Globus + other Grid tools.

Certificate Authority (CA):

- A distributed “trust” anchor.
- Issues personal and service X.509 credentials (certificates) to securely identify individuals and services.
- Individuals and services perform mutual authentication.
- Certificates are protected through the use of delegated proxies.

Distinguished Name (DN).

- Unique Identity name used within a Certificate or Proxy.
- /DC=gov/DC=fnl/O=Fermilab/OU=People/CN=Keith Chadwick/UID=chadwick
- /DC=org/DC=doegrids/OU=People/CN=Keith Chadwick 800325

Fully Qualified Attribute Name (FQAN)

- Optional portion of a Grid proxy used by VOMS, GUMS and SAZ.
- /fermilab/grid/Role=NULL/Capability=NULL

Compute Element - A “cluster” (farm) of processors.

- Access to the processors is through one (or more) Gatekeeper system(s).

Storage Element -

- Volatile (disk), resilient (multiple disk copies) or permanent (tape) storage.

(Globus) Gatekeeper - Entry point to a Grid Compute Element.

- Usually the cluster (farm) head node.

GRAM - Globus Resource Allocation Manager

- Pre Web Services
- Web Services

Jobmanager - Interface between GRAM and the resource:

- jobmanager-fork - GRAM interface to the local fork queue on the cluster head node.
- jobmanager-condor - GRAM interface to the Condor batch system
- jobmanager-pbs - GRAM interface to the PBS batch system

Worker Node - An individual processor in a farm or cluster.

- Accessed by the corresponding batch system interface.
- Typically has at least one batch “slot” per processor core.

VOMS - Virtual Organization Management Service.

- A service which serves as the authoritative source of the list of VO members.
- Automates the VO membership registration workflow.
- Application, candidate, membership, groups and/or roles, suspension, etc.

GUMS - Grid User Mapping Service.

- Maintains the mappings between (proxy) certificates and local usernames.
- Uses DN+FQAN to determine the appropriate mapping.

SAZ - Site AuthoriZation Service.

- Site whitelist and backlist.
- Decision can be based on DN, VO, Role, or CA.



How Do Grids Operate?

The Globus toolkit utilizes x.509 credentials to create secure and encrypted communications channels in order to authenticate, authorize and execute grid jobs.

There are two types of x.509 credentials:

- User credentials that are used to uniquely identify individuals.
- Server (or service) credentials are used to uniquely identify grid systems or grid services.

These x.509 credentials are issued by known Certificate Authorities (CAs):

- The Fermilab Kerberos Certificate Authority (KCA) can create X.509 certificates from Kerberos accounts in the Fermilab Kerberos Domain Controllers.
- DOEgrids also operates a recognized CA.
- There are many other CAs beyond Fermilab and DOEgrids.

Fermilab KCA:

- Can “transparently” create certificate proxies from your Kerberos principal.
- Can create “robot” certificate proxies from within cron jobs run via kcroninit.
- Certificates (proxies) have a maximum lifetime of seven (7) days.
- Certificates may not be renewed after the expiration, but you can use MyProxy to accomplish the equivalent to credential renewal.

DOEgrids CA:

- Must use a password to generate certificate proxies.
- Does not support “robot” certificate or proxies.
- Certificates have a lifetime of one (1) year from the date of issue.
- The certificate lifetime is extended by one (1) year at each renewal cycle.

Both:

- Can be used as membership credentials in Virtual Organizations (VOs).
- Can be used to run Grid jobs.

VO - Virtual Organization:

- Experiment

Group - Physics Group:

- Top Physics
- B physics
- Rare decays

Role - Specific role within a VO or VO Group:

- Production Coordinator
- Analysis Coordinator
- General User Analysis

FQAN - `fermilab/minos/Role=production`

- fermilab VO
- minos group
- production role



Virtual Organization Membership

Membership in a Virtual Organization (VO) is equivalent to formal registration of your x.509 grid credentials with a VO (i.e. joining an experimental collaboration).

Each individual VO controls their registration process.

You must complete the specific registration process for each VO that you desire to join.

This will typically involve going to the Virtual Organization Registration Service (VOMS) web page associated with that VO.

- Caveat 1: If you have an active Fermilab Kerberos principal, then the credentials corresponding to your x509 KCA user certificate will be automatically registered in the “fermilab” OSG VO (there is a periodic process to automatically “sweep” all the credentials from x509 certificates corresponding to active Fermilab Kerberos principals into the “fermilab” VO).
- Caveat 2: If you have credentials from a DOEgrids user certificate that you desire to register with the “fermilab” VO, then you must complete the “fermilab” VO registration process. The “fermilab” VO does not have any automated registration process for credentials from your DOEgrids user certificates.
- Caveat 3: Some VOs (such as the cdf and cms VOs hosted on voms.fnal.gov) are replicas of the official VO hosted elsewhere. Please do not attempt to register with a replica VO, instead register with the authoritative source of the VO. Once you have completed your credential registration with the authoritative source of the VO, it will be automatically incorporated into the replica VO the next time the replica VO is synchronized with the authoritative source VO.



Why Use The Grid?

Currently the OSG has over 21,000 CPUs

- And growing!

Many of these are largely idle and available for opportunistic use!

At Fermilab, all of the major experiments are using grids (to a greater or lesser extent) both for computing within Fermilab and outside of Fermilab.

DOE, NSF and others are investing heavily into grids as the next major computing paradigm.

Currently the OSG has over 21,000 CPUs

- And many are idle!



What is FermiGrid?

FermiGrid is:

The interface between the Open Science Grid and Fermilab.

A set of common services for the Fermilab site including:

- The site Globus gateway.
- The site Virtual Organization Membership Service (VOMS).
- The site Grid User Mapping Service (GUMS).
- The Site AuthoriZation Service (SAZ).
- The site MyProxy Service.
- The site Squid web proxy Service.

Collections of compute resources (clusters or worker nodes), aka Compute Elements (CEs).

Collections of storage resources, aka Storage Elements (SEs).

More information is available at <http://fermigrd.fnal.gov>



Who is FermiGrid?

Eileen Berman, Fermilab, Batavia, IL 60510

berman@fnal.gov

Philippe Canal, Fermilab, Batavia, IL 60510

pcanal@fnal.gov

Keith Chadwick, Fermilab, Batavia, IL 60510

chadwick@fnal.gov *

David Dykstra, Fermilab, Batavia, IL 60510

dwd@fnal.gov

Ted Hesselroth, Fermilab, Batavia, IL, 60510

tdh@fnal.gov

Gabriele Garzoglio, Fermilab, Batavia, IL 60510

garzogli@fnal.gov

Chris Green, Fermilab, Batavia, IL 60510

green@fnal.gov

Tanya Levshina, Fermilab, Batavia, IL 60510

tlevshin@fnal.gov

Don Petravick, Fermilab, Batavia, IL 60510

petravick@fnal.gov

Ruth Pordes, Fermilab, Batavia, IL 60510

ruth@fnal.gov

Igor Sfiligoi, Fermilab, Batavia, IL 60510

sfiligoi@fnal.gov

Neha Sharma Batavia, IL 60510

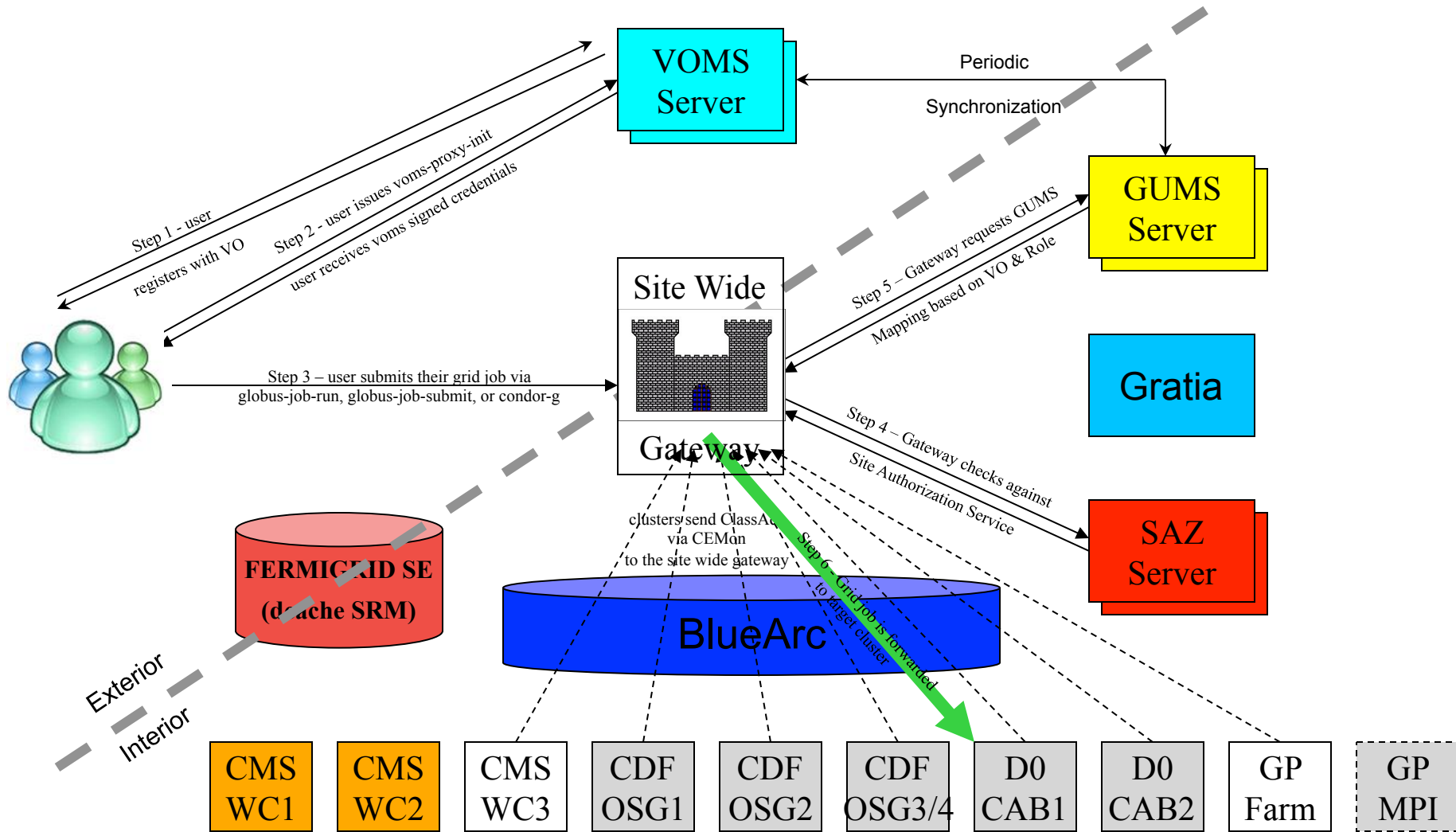
neha@fnal.gov *

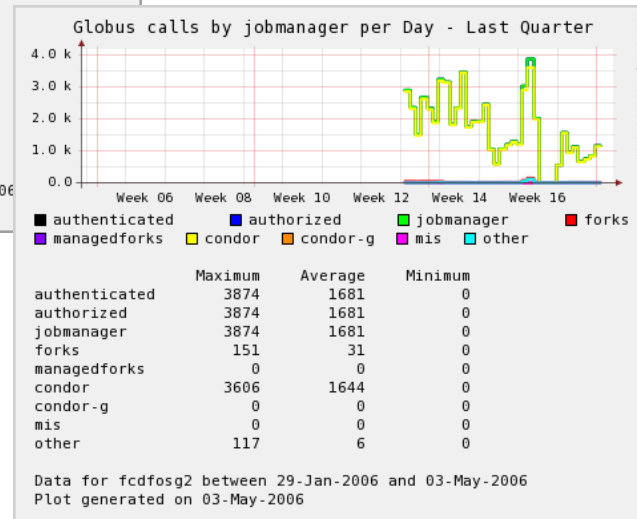
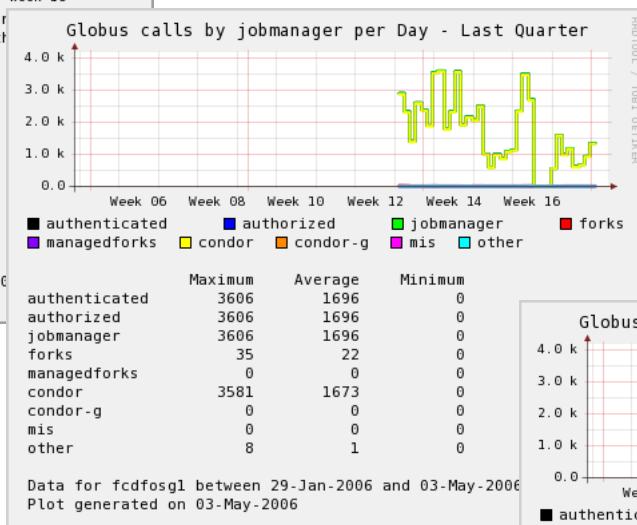
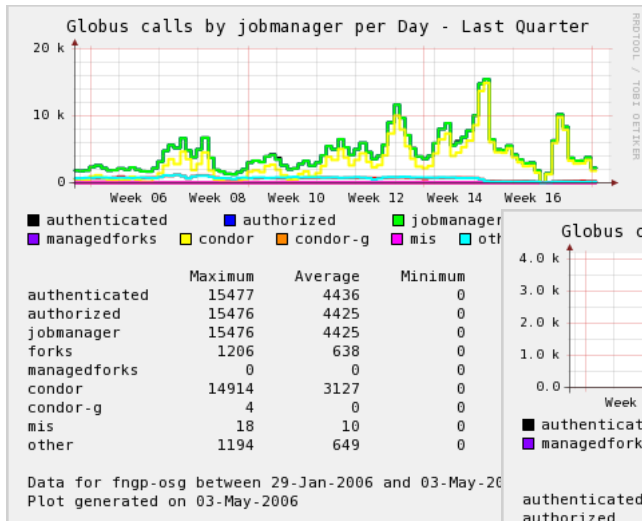
Steven Timm, Fermilab, Batavia, IL 60510

timmm@fnal.gov *

Gerard Bernabeu, Fermilab, Batavia, IL 60510

bernabeu@fnal.gov *





<http://fermigrid.fnal.gov/fermigrid-metrics.html>



How can you use (Fermi)Grid?

So are you ready to start using the Grid resources?

Well, not quite so fast...

There is a little bit of administrative work first!

The full (as of June 2006) Open Science Grid Acceptable Use Policy:

1. You shall only use the GRID to perform work, or transmit or store data consistent with the stated goals and policies of the VO of which you are a member and in compliance with these conditions of use.
2. You shall not use the GRID for any unlawful purpose and not (attempt to) breach or circumvent any GRID administrative or security controls. You shall respect copyright and confidentiality agreements and protect your GRID credentials (e.g. private keys, passwords), sensitive data and files.
3. You shall immediately report any known or suspected security breach or misuse of the GRID or GRID credentials to the incident reporting locations specified by the VO and to the relevant credential issuing authorities.
4. Use of the GRID is at your own risk. There is no guarantee that the GRID will be available at any time or that it will suit any purpose.
5. Logged information, including information provided by you for registration purposes, shall be used for administrative, operational, accounting, monitoring and security purposes only. This information may be disclosed to other organizations anywhere in the world for these purposes. Although efforts are made to maintain confidentiality, no guarantees are given.
6. The Resource Providers, the VOs and the GRID operators are entitled to regulate and terminate access for administrative, operational and security purposes and you shall immediately comply with their instructions.
7. You are liable for the consequences of any violation by you of these conditions of use.



OSG AUP vs. Fermilab Computer Policy

How does the OSG AUP differ from the Fermilab Computer Security Policy?

1. It's a *lot* shorter...
2. It has NO provision for “incidental use”...
3. It does NOT have the concept of “restricted central services”.

But:

1. You **MUST** be a member of a Virtual Organization.
2. Your use of the Grid resources **MUST** be consistent with the stated goals and policies of the VO.
3. You **MUST** “play nice with others”.



Join or Create a VO

Therefore to utilize the resources of the Open Science Grid, in compliance with the OSG Acceptable Use Policy, you must first either:

Join an existing Virtual Organization which is a member of the Open Science Grid and has goals which reflect the nature of the computing you desire to perform.

or:

Create a new Virtual Organization with the explicit goals which match the nature of the computing you desire to perform and complete the OSG VO registration process.

More information on these options coming right up!



The “fermilab” Virtual Organization

In order to provide a lower overhead (at least from the perspective of the individual) way of using the Open Science Grid resources, FermiGrid has created the “fermilab” Virtual Organization and completed the VO registration process with the OSG.

All current Fermilab employees and users with valid Kerberos accounts are automatically “swept” into the “fermilab” VO on a nightly basis - so you are probably already a member of the “fermilab” VO.

- If you have a DigiCert/DOEgrids credential, you can request that it be added to your “fermilab” VO membership entry through a ServiceDesk (servicedesk.fnal.gov) request.

In addition to the “null” group, there are several predefined groups within the “fermilab” VO:

accelerator, astro, cdms, hypercp, ktev, miniboone, minos, mipp, nova, numi, patriot, test & theory

Membership in these groups within the “fermilab” VO is not automatic - you must request access to the group through a ServiceDesk ticket, and the corresponding group administrator must approve your request.

More groups can be easily created within the “fermilab” VO if necessary or appropriate.

- One of more individuals from the collaboration will need to be assigned to the role of group administrator.
- See “Establishing Grid Trust with Fermilab”:
- <https://cd-docdb.fnal.gov:440/cgi-bin/ShowDocument?docid=3429>



Stand-Alone VO?

An alternative to a (sub) group within the “fermilab” VO is to create a stand-alone VO and register it with the OSG.

If the members of Fermilab organization desire to utilize OSG resources as members of an official OSG VO (other than the “fermilab” VO) they will need to:

- Select at least one (preferably two or more) individuals to be the Virtual Organization Administrators for the VO (FermiGrid personnel will help train these people)..
- The VO-Admin(s) need to complete the OSG VO registration process (FermiGrid personnel will help with the forms).
- Bring resources to the Open Science Grid (typically through FermiGrid) for opportunistic use, and register those resources as appropriate (FermiGrid is willing to help here also).

See “Establishing Grid Trust with Fermilab”:

<https://cd-docdb.fnal.gov:440/cgi-bin/ShowDocument?docid=3429>



Where can you use the Grid Today?

With membership in the “fermilab” VO, or a specific experiment VO, comes rights to run on General Purpose Farms Grid Cluster.

If a larger CPU allocation is needed, it is only a service desk request away.

Many OSG resources are available for opportunistic use.

For the Fermilab VO, I run a set of basic acceptance tests against all OSG sites, and publish the results:

- <http://fermigrid.fnal.gov/fermigrid-metrics.html>



Now Are You Ready to Use the Grid?

Well, you must first install the OSG client toolkit, or have access to a system (such as fnpcsrv1) which already has the OSG client toolkit installed.

Detailed installation instructions for installing the OSG toolkit are available on the FermiGrid web site (under “User Guides”).

The next three slides show the “Express FermiGrid Installation Guide” - A quick and (mostly) painless three step process:

1. Install the OSG package manager (pacman).
2. Install the OSG Client tools (OSG:client).
3. Initialize your grid credentials and submit your first grid job.



Installing pacman

```
# become root
```

```
ksu
```

```
# Change directory to /usr/local
```

```
cd /usr/local
```

```
# Get pacman
```

```
wget http://physics.bu.edu/pacman/sample_cache/tarballs/pacman-latest.tar.gz
```

```
# Install pacman
```

```
tar xzf pacman-latest.tar.gz
```

```
export PATH='pwd'/<pacman-latest>:$PATH
```

```
# Setup the pacman software environment (use setup.sh / setup.csh depending on your shell)
```

```
cd pacman-latest
```

```
source setup.sh
```



Installing the OSG Client Tools

```
# become root
```

```
ksu
```

```
# Change directory to /usr/local
```

```
cd /usr/local
```

```
# Create the VDT directory
```

```
mkdir vdt
```

```
VDT_LOCATION=/usr/local/vdt
```

```
Export VDT_LOCATION
```

```
cd $VDT_LOCATION
```

```
# Install the OSG client toolkit
```

```
pacman -get OSG:client
```

```
# Complete any steps listed in:
```

```
$VDT_LOCATION/post_install
```



Run Your First Grid Job

Initialize your Kerberos credentials:

```
kinit
```

Convert the Kerberos credentials into an x.509 certificate:

```
kx509
```

Export the certificate for grid use:

```
kxlist -p
```

Get a proxy certificate signed by the fermilab VO:

```
voms-proxy-init -noregen -voms fermilab:/fermilab/grid \  
-userconf $HOME/vomses/vomses
```

Run your first grid job:

```
globus-job-run fermigridosg1.fnal.gov/jobmanager-condor /usr/bin/printenv
```

Within OSG there are predefined locations on Compute Elements for file storage:

- \$APP - posix compatible filesystem for application storage.
- \$DATA - posix or SRM/dcache style filesystem (depending on how the site has configured their compute element and any associated storage elements) for data import and export.
- \$WN_TMP - local posix compatible filesystem for temporary files on the individual worker node.



FermiGrid - NFS Storage

BlueArc NFS Server Appliance Storage:

- Currently mounted on (most) FermiGrid clusters.
- Can also be mounted on experimental analysis clusters.
- Posix access within Fermilab (131.225.*.*) from FermiGrid clusters.

BlueArc File Systems:

- | | | | |
|--------------------------|-------------|-----------|--------|
| • blue2:/fermigrid-home | /grid/home | 1 TByte | \$HOME |
| • blue2:fermigrid-login | /grid/login | 1 TByte | \$HOME |
| • blue2:/fermigrid-app | /grid/app | 2 TByte | \$APP |
| • blue2:/fermigrid-data | /grid/data | 24 TBytes | \$DATA |
| • blue2:/fermigrid-state | /grid/state | 1 TByte | |



FermiGrid - Storage Elements

Two “FermiGrid” storage elements are available at Fermilab:

Public dCache (FNAL_FERMIGRID_SE):

- 7 TBytes of storage.
- Volatile:
 - first come first served,
 - least recently used files deleted to make space for new requests,
 - no guarantees.
- Access via SRM/dCache.

Fermilab permanent storage system (STKEN).

- How much tape can you afford?
- Access via SRM.



Accessing Grid Storage

Initialize your Kerberos credentials:

```
kinit
```

Convert the Kerberos credentials into an x.509 certificate:

```
kx509
```

Export the certificate for grid use:

```
kxlist -p
```

Get a proxy certificate signed by the fermilab VO:

```
voms-proxy-init -noregen -voms fermilab:/fermilab/grid
```

Copy the shell script to the remote gatekeeper:

```
globus-url-copy -v -cd file:///home/chadwick/monitor/production/scripts/gatekeeper_probe.sh \  
gsiftp://fermigridosg1.fnal.gov:2811/grid/data/fermilab/16919.sh
```

Change the permissions:

```
globus-job-run fermigridosg1.fnal.gov/jobmanager-condor /bin/chmod 755 /grid/data/fermilab/16919.sh
```

In the previous two examples I have used very basic tools (globus-job-run and globus-url-copy) to run and copy files.

The Condor batch system from the University of Wisconsin can (and is recommended) to be used in order to submit Grid jobs.

More information on the use of Condor is beyond the scope of this presentation, but the Condor Team has the following tutorial:

- <http://www.cs.wisc.edu/condor/tutorials/fermi-2005/>

The key to using Condor with the Grid is to submit the job to the “grid universe”.

FermiGrid School:

- <http://fermigrid.fnal.gov/fermigrid-school.html>
- The school will consist of a number of classes ranging from a basic introduction to the Grid through advanced Grid analysis techniques with Condor-G and DAGMAN.
- People will be able to register and attend individual classes of interest.
- Classes held at the EAD Training Center will have a nominal \$10 class fee to cover refreshments.

FermiGrid Users Meeting:

- Held biweekly in the FCC1 conference room on Mondays at 3:00 PM
- The next meeting is scheduled on 11-Jan-2010.



Additional Resources

The FermiGrid web site

<http://fermigrid.fnal.gov>

The Open Science Grid

<http://opensciencegrid.org>

The Virtual Data Toolkit

<http://vdt.cs.wisc.edu//index.html>

The Globus Toolkit

<http://www.globus.org>

DOEgrids

<http://www.doe grids.org/>

FermiGrid Users

fermigrid-users@fnal.gov

CD Helpdesk

helpdesk@fnal.gov

Keith Chadwick

chadwick@fnal.gov

Any questions?